


Schoolsaken

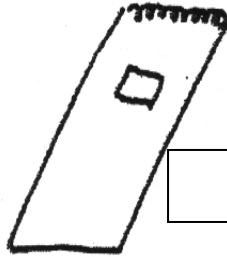
Klever



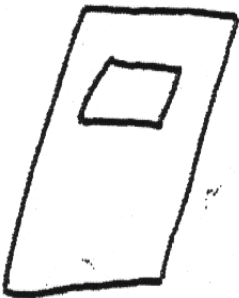
Schooltasch



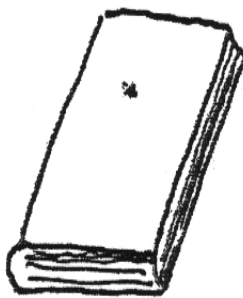
Block



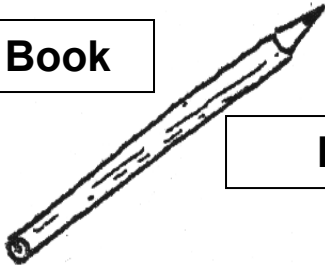
Heft



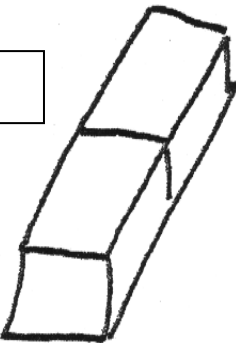
Book



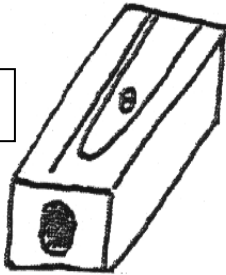
Klever



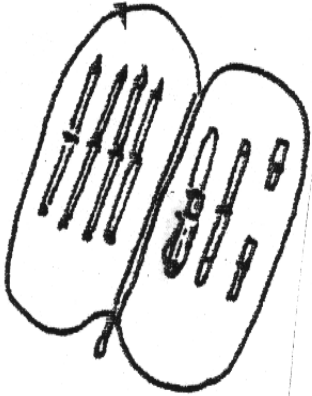
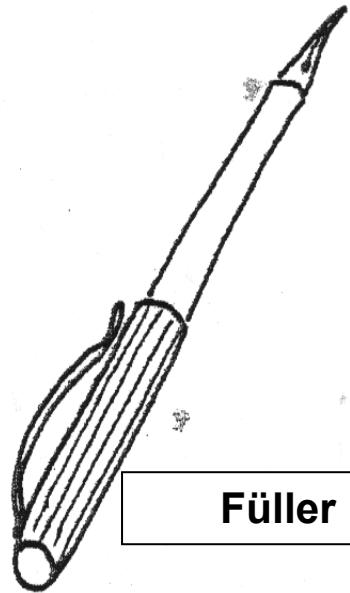
Ratschefummel, Raderer



Anspitzer

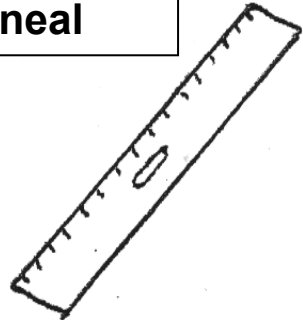


Füller




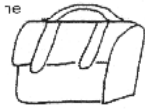
Feddermapp

Lineal



Scheer





Do dat verbinnen ! (Verbinde !)
dat Heft

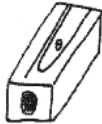
de Schooltasch



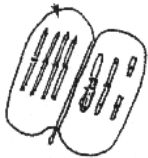
de Ratschefummel,
de Raderer _____



dat Book




de Feddermapp



dat Lineal



de Anspitzer



de Bleesticken



de Scheer

de Füller



de Klever



de Buntstift



de Block



de Scheer

de Füller

Maal un schriev. (Male und schreibe.)
Dat Heft is root.

De Schooltasch is
bruun. _____

De Ratschefummel is
witt. _____

Dat Book is root.

De Feddermapp is
swart. _____

Dat Lineal is blau.

De Anspitzer is
gröön. _____

De Bleesticken is
root. _____

De Scheer is gröön.

De Füller is geel.

De Klever is geel.

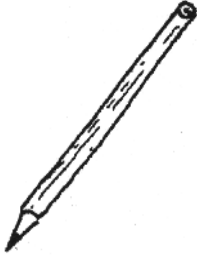
De Buntstift is lila.

De Block is bruun.

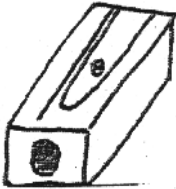
Schoolsaken




- Anspitzer
- Raderer
- Scheer
- Feddermapp
- Schooltasch



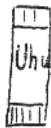
- Füller
- Bleesticken
- Scheer
- Block
- Feddermapp



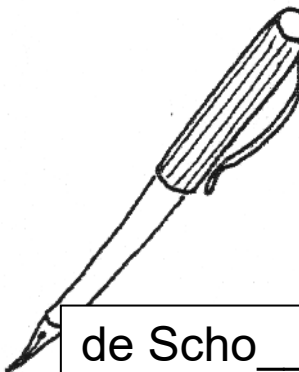
- Füller
- Scheer
- Schooltasch
- Block
- Anspitzer



- Scheer
- Bleesticken
- Anspitzer
- Block
- Lineal

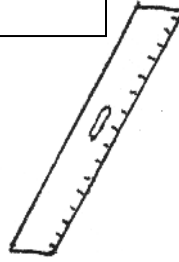


- Bleesticken
- Block
- Füller
- Klever
- Lineal

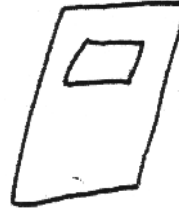


- Schooltasch
- Füller
- Anspitzer
- Raderer
- Feddermapp


Kreuze an !



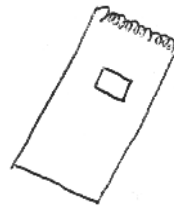
- Klever
- Lineal
- Book
- Heft
- Block



- Heft
- Lineal
- Book
- Klever
- Anspitzer



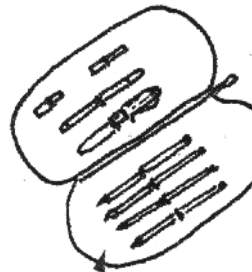
- Klever
- Lineal
- Schooltasch
- Heft
- Book



- Scheer
- Block
- Lineal
- Füller
- Anspitzer



- Scheer
- Anspitzer
- Klever
- Raderer
- Feddermapp



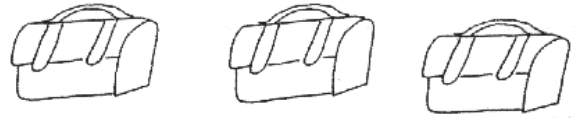
- Book
- Feddermapp
- Bleesticken
- Block
- Scheer

de Scho _____
 de Fed _____
 de Kl _____
 de Blee _____
 de Sch _____

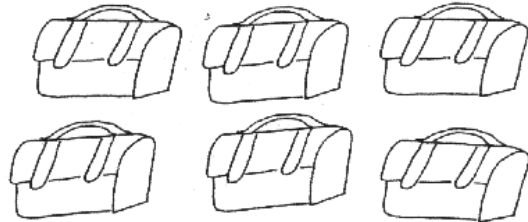
dat Bo _____
 dat Li _____
 de Sch _____
 de Ans _____
 de Bl _____

Schoolsaken: Lees un maal an. (Lies und male an.)

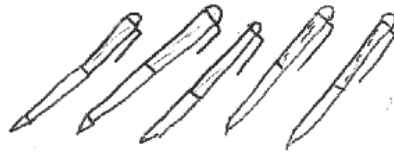
ene gröne Schooltasch
Ene Schooltasch is gröön.



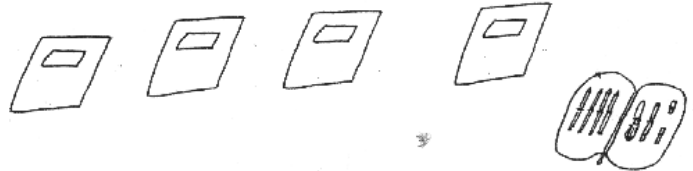
Dree Schooltaschen sünd root.



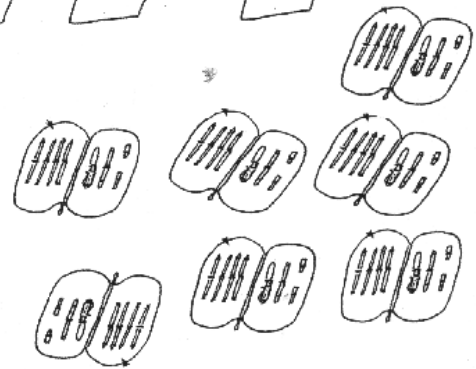
twoe blaue Füllers
Twoe Füllers sünd blau.



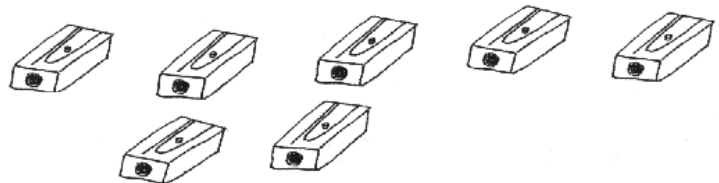
dree gele Hefte
Dree Hefte sünd geel.



veer swarte Feddermappen
Veer Feddermappen sünd swart.



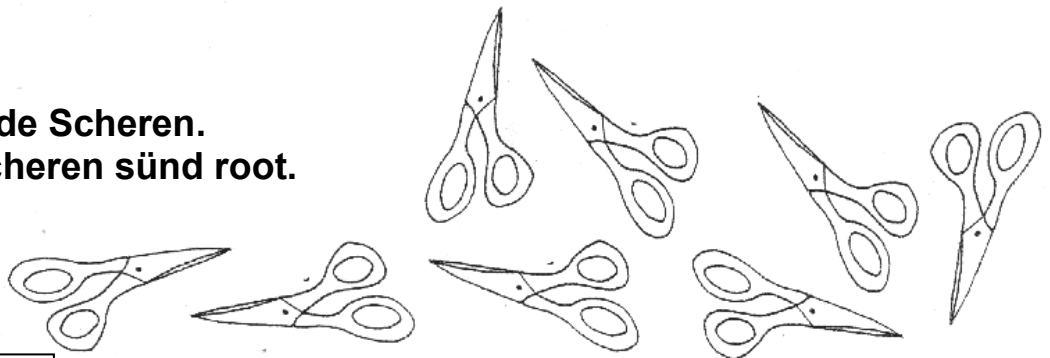
fief brune Anspitzers
Fief Anspitzers sünd bruun.



söss lila Buntstiften
Söss Buntstiften sünd lila.



Söven rode Scheren.
Söven Scheren sünd root.



Schoolsaken: Wat is verkeert ? Striek dat dör !

Schulsachen: Was ist falsch ? Streiche durch !



een / de Buntstift



de Scheer / gröön



de Ratschefummel / blau



de Bleesticken / de Block

20

twintig / de Füller



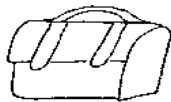
de Feddermapp / dat Book



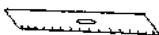
dat Book / de Klever

12

twee / twölf



dat heft / de Schooltasch



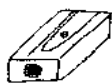
dat Lineal, de Block




geel / blau / witt

3

dree / darteihn



de Bleesticken / de Anspitzer



De Schooltasch is pink.

De Bleesticken is blau.

De Anspitzer is bruun.

De Ratschefummel is lila.

De Klever is geel.

De Scheer is root.

De Füller is blau.

De Feddermapp is swart.

Dat Book is grön.

De Block un dat Heft sünd grön.

Schriev, teken of maal: (Schreibe, zeichne oder male:)

de Klever		de Füller	
de Schooltasch		de Bleesticken	
teihn Füllers		dat Book	
de Block		de Ratschefummel	
dat Heft		de Feddermapp	
de Anspitzer		de Scheer	
twee		dat Lineal	
teihn		gröne Scheer	
een blau Lineal		söven Hefte	
dree Böker		twölf	
söventeihn		grönen Anspitzer	

Platt Platt Platt Platt Plattdüütsch, je

Schriev ümmer een Rieg. (Schreibe immer eine Reihe.) So as dit:

een, een, een, een, een, een, een, een, een

Klever,

Heft,

Bleesticken,

Block,

Book,

Schooltasch,

Anspitzer,

Raderer,

Füller,

Scheer,

Feddermapp,

Lineal,

Klever,

Heft,

Bleesticken,

Block,

Book,

Schooltasch,

Anspitzer,

Raderer,

Füller,

Scheer,

Feddermapp,

Lineal,

Bleesticken